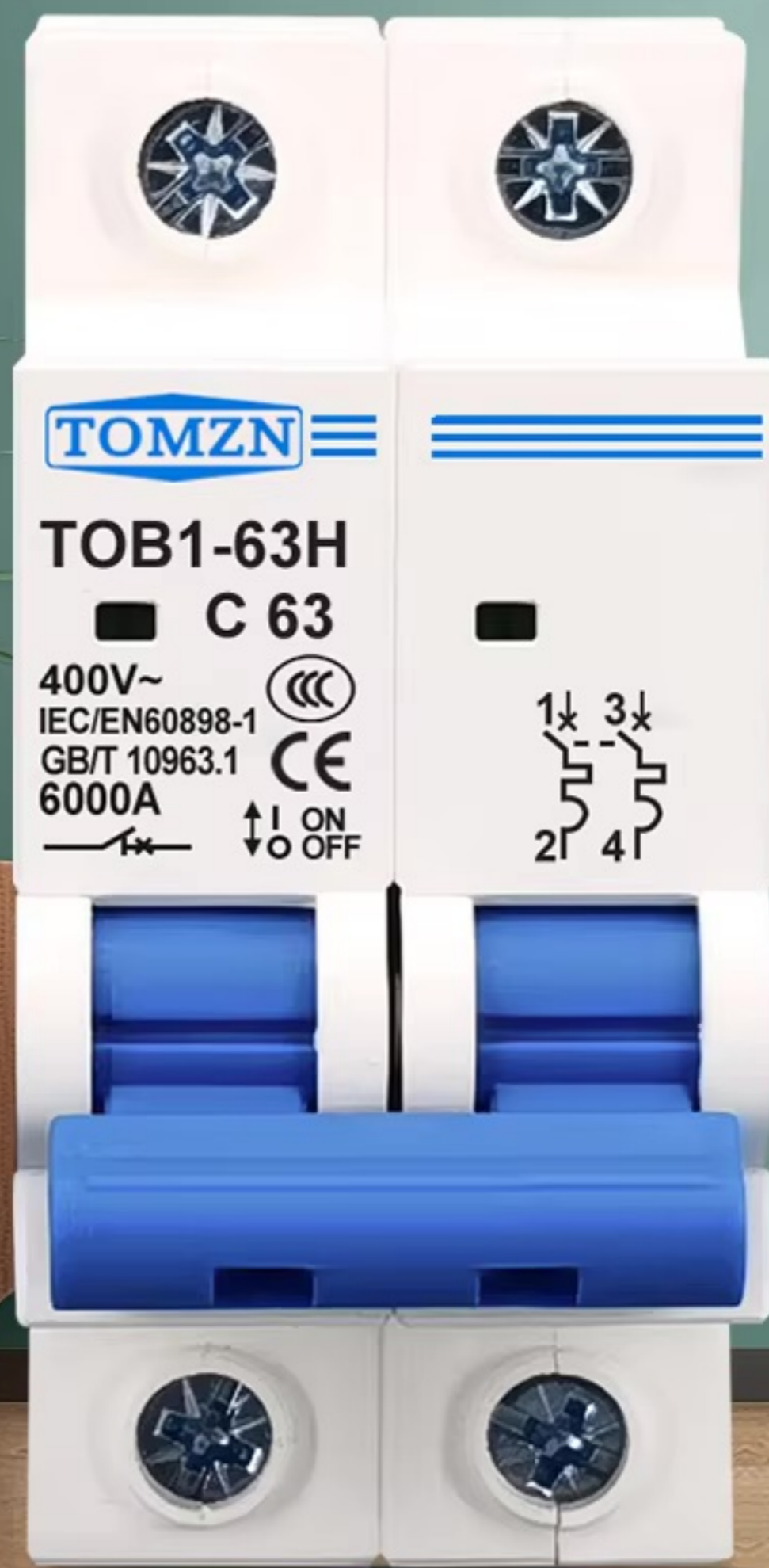


PROTECTION UPGRADE REST ASSURED

Overload protection, short circuit protection



PRODUCT FEATURES


SAFETY
PROTECTION



Flame retardant
material



Finger
protection



Wide
handle



Resistance to
cold and heat



Overload
protection



Seiko
design


GUARDIAN WITH PEACE OF MIND CHOSEN FOR LOVE

1

Protection
short circuit

2

Protection
overload



PRECISION MANUFACTURING SOLID PROTECTION

Escort your electricity safety



FOUR INNOVATIVE DESIGNS

Fast power-off when power is abnormal



Interrupter

Extremely fast
arc extinguishing



Electromagnetic trip

Short circuit
protection




Bimetal

Overload
protection




Mechanical handle

Linkage
agency



STRONG ENVIRONMENTAL TEMPERATURE ADAPTABILITY

Meet the application requirements of various occasions and can operate reliably in harsh environments.




INSTALLATION DISPLAY DIAGRAM

—




INDICATOR OPERATION DISPLAY

—.



FRONT VIEW

—.




EASY WIRING, DIY BY YOURSELF

When power in input through the + and -, please screw down to penetrate the insulating layer of the power lines



RAIL MOUNTING

--



PRODUCT PARAMETER



Pole number	2P	Breaking capacity	6000
RatEd current(A)	1,3,6,10,16,20,25,32,40,50,63	Rated Voltage	200-230V/50-60HZ
Electrical life	no less than 6000 operations		
Mechanical life	(O-C)on less than 20000		

Rated current of release I_n (A)	Initial state	Test current	Set time	Prospective result	Remarks
1~60	Cold position	$1.13I_n$	$t \geq 1h$	Non-trip	
1~60	Made the test following closely	$1.45I_n$	$t > 1h$	Trip	Current up to specified value smoothly in 5s
$I_n \leq 32$	Cold state	$2.55I_n$	$I_s < t < 60s$	Tripping	
$I_n \leq 32$	Cold state	$2.55I_n$	$I_s < t < 120s$	Tripping	
1~60	Cold state	$5I_n$	$t \geq 0.1s$	Non-tripping	Model C
1~60	Cold state	$10I_n$	$t \geq 0.1s$	Tripping	Model C
1~60	Cold state	$10I_n$	$t \geq 0.1s$	Non-tripping	Model D
1~60	Cold state	$14I_n$	$t \geq 0.1s$	Tripping	Model D

